



Technical Specifications

Updated – April 2025

Victoria Theatre and Calderdale MBC cannot be held responsible for any costs incurred due to information, assumptions or omissions from this document. It is the responsibility of the visiting company to check with the Technical Manager (James Holmes) for availability of equipment and critical dimensions.

Contents

Contacts.....	4
Seating Capacity	4
Stage and Auditorium Dimensions.....	5
Flying & Rigging	6
Overhead bars.....	6
On-stage Rigging Points.....	6
Front of Stage Rigging Points	6
Front of House Rigging Points:.....	6
Access Equipment.....	7
Access & Get In	7
Load In.....	7
Access Facilities for Users with Disabilities	7
Lighting	8
Desk	9
Dimmers.....	9
Lantern Stock	9
Follow Spots.....	9
Supplementary Power Supplies	10
Sound.....	12
Main House PA.....	12
Sound Desks	12
Tie-Lines.....	13
Playback	13
Communications	13
Supplementary Power.....	13
Projection	11
Masking	13
Staging	14
Backstage Facilities	15

Green Room Kitchen.....	15
Green Room	15
Dressing Rooms	15
Laundry & Wardrobe.....	16
How to find us	17
Parking.....	17
Appendix i – Hanging Plots – Blank / Standard Black Box.....	18
Appendix ii - Plans.....	20
Ground Plan	20
Crowd Control barrier Layout for Standing Concerts.....	21
Elevation.....	22
Appendix iii- Seating Layout	23
Stalls	23
Circle	24
Balcony.....	25

Contacts

Title	Name	Phone	Email
Theatres' Manger	Tim Fagan	01422 351156	Tim.fagan@calderdale.gov.uk
Deputy Theatres' Manager	Alison Metcalfe	01422 305942	Alison.metcalfe@calderdale.gov.uk
Technical Manager	James Holmes	01422 305947	James.holmes@calderdale.gov.uk
Stage Manager	Keilidh Whyte	01422 305944	Keilidh.whyte@calderdale.gov.uk
Chief Electrician	Darrell Adley	01422 305944	Darrell.adley@calderdale.gov.uk
Other Enquiries			VTEchnical@calderdale.gov.uk
Victoria Theatre Fountain Street Halifax HX1 1BP		Theatre Reception	01422 351156
		Box Office	01422 351158

Seating Capacity

Maximum Capacities:	Seated:	Standing:
	1512	1860
Stalls:	575	940
Dress Circle:	420	
Balcony:	517	

Please note that the stalls capacity will be reduced if any of the following are used:
 NB: This must be agreed at the contract stage.

- Orchestra Pit (situated on the stalls floor, in front of the stage, with a pit rail.)
- Stage Deck Extension (1200mm or 2400mm)
- Auditorium Treads
- Security Barrier
- Mixing Position / any other operating positions in stalls

Stage and Auditorium Dimensions

Proscenium Width	-	13710mm
Proscenium Height	-	8290mm
Depth of house border	-	3680mm
Stage Depth	-	9090mm
Rear of Safety Curtain to Back Wall	-	7600mm
Front of Safety Curtain to Stage Front	-	1300mm
Height of stage from stalls	-	1100mm
Stage to underside of fly bars	-	13410mm
Stage to underside of grid	-	14190mm
Width of grid	-	13410mm
Stalls floor level to auditorium ceiling	-	16620mm
Stage front to balcony front	-	14700mm
Back wall to front of choir seating	-	3400mm
Front of choir seats to rear of organ trap	-	1930mm
Front of choir seats to front of organ trap	-	3940mm

Please note that the Stage Right scene dock is 7620mm high, however the Stage Left wing has a total height clearance of 2286mm.

A rear of stage crossover is available through dressing room 2, there is no permanent cross-over on stage.

A 1:25 scaled stage plan and elevation is available on request from the [Technical Team](#).

Please contact the [Technical Team](#) with your requirements.

Flying & Rigging

Overhead bars

33 no. Double Purchase Counterweight System.

All bars have a width of 12190mm

All bars have a uniformly distributed safe working load of 300kgs. The fly bars are not standard scaff and have an outside diameter of 58mm.

Clamps to under sling standard scaff are available however this must be discussed with the [Technical Team](#) prior to arrival.

Please see appendix i for a blank hanging plot detailing specific bars and distances from Safety Curtain and a hanging plot detailing our standard black box.

On-stage Rigging Points

These can be achieved from 3 x RSJ's supporting the grid, running upstage to downstage from the back wall to the safety curtain.

The RSJ's are located running CS and 4877mm either side of centre.

Front of Stage (PA) Rigging Points

	Distance from centre line	Distance to inside of Proscenium	Distance from front of stage	Distance from front of top part of safety curtain
Stage Left Point	4.8 meters	2.06 meters	0.37 meters	0.75 meters
Stage Right Point	4.7 meters	2.15 meters	0.44 meters	0.7 meters

The SWL on each point is 500kg.

Proscenium Booms

We have 2 vertical box truss booms. 1 either side of the proscenium. House PA is rigged on these trusses. For rigging purposes, harnesses must be worn to gain access via fixed vertical ladders. Any rigging must be discussed in advance with the [Technical Team](#).

FOH Advanced Truss:

Front of house points are 4877mm either side of stage centre and are set off 3900mm from the edge of the stage.

There is a 12m span advance truss rigged on these points on Lodestar chain hoists and safety steels which are provided.

The SWL on each point is 750kg.

Any use of these points and truss must be agreed in advance including all loadings with the [Technical Team](#).

Access Equipment

- Genie GR20 powered access MEWP (To be used by IPAF qualified operators only, in agreement with the Technical Team)
- 1 large and 2 medium A-frame Zarges.

Access & Get In

Load In

- 1) **Powell Street get-in.** Access to stage is via a scissor lift (SWL 5 Tonnes) from street level. Powell Street is 2133mm above the stage right dock. Practical width of dock door is 1590mm wide x 3000mm high.
- 2) **Stalls Entrance Doors** on Commercial Street. This is the easiest level access for equipment needing to be Front of House, vehicles can park in a loading bay on Commercial Street.

Access Facilities for Users with Disabilities

Front of House

Wheelchair lifts are available from: the Stalls level to Foyer level and Stalls Bar; Box Office on Commercial Street to Circle level; Circle level to Green Room Bar. Level access is provided from the Stalls Entrance for wheelchair users.

We are nominally licensed to allow up to 6 wheelchair users into any performance at stalls level (subject to management approval and discussion this may be increased or decreased).

Stage

Access to stage can be achieved by a full width stage ramp, constructed from stage decking and securely attached to the front of stage. This must be agreed in advance of your event.

For more information please contact the [Technical Team](#).

Please note: there is no accessible toilet at Stage level.

Toilets

Two disabled toilets are situated in the Stalls Level corridor.

One disabled toilet is situated on the Circle Level by the lift.

Lighting

Desk

ETC Eos Apex 10 (24,576 Outputs, 8x DMX ports on rear)

Dimmers

144 x 2.5Kw (ADB Eurorack)

Lantern Stock

Please note that this list is subject to change. Please contact the [Technical Team](#) prior to your arrival to confirm stock availability.

Fixture	Count		Fixture	Count
Source 4 19 deg	16		Source 4jr Zoom 25/50	10
Source 4 26 deg	4		Cantata Fresnel	25
Source 4 36 deg	3		Source 4 Fresnel	12
Source 4 14 deg	4		Par 64	85
Source 4 Zoom 15/30	10		Iris 1's	12

Follow Spots

2 x 800w Robert Juliat Arthur LED follow spots

2 x 16A CEE Form sockets are available for touring follow spots.

Supplementary Power Supplies

Located Stage Left

- 200A 3 Phase Powerlock
- 125A 3 Phase CEE Form
- 125A Single Phase CEE Form
- 63A 3 Phase CEE Form
- 63A Single Phase CEE Form
- 32A 3 Phase CEE Form
- 32A Single Phase CEE Form

Located Stage Right Fly Floor

- 2 x 32A 3 Phase CEE Form

Located Down Stage Right

- 32A 3 Phase CEE Form – motor power

Additional Equipment

Please note that this additional equipment is available to hire from the venue. Please contact the Technical Manager for details of costs and availability.

Lighting

- 8 x Chauvet Maverick MK1 Hybrid moving lights
- 12 x Chauvet Rouge R2 Wash moving lights
- 12 x Chauvet Rouge R2X Wash moving lights
- 2 x Unique 2 haze machines
- 1 x Viper NT Smoke machine
- 16 x Showtec Compact Tri 7
- RGB LED Starcloth 7m drop x 12 m width

Projection

- Barco CLM R10+ 10k Lumens
Lens: 0.8 fixed
Lens: 1.5 - 2.2 short throw
- Zoom Fast fold screen 4.25m x 2.45m (Front & Rear Projection)

Sound

Main House PA

Nexo GEO PA comprising:

- 26 no Nexo Geo M620 array module (centre cluster of 8, 6 arrays of 3, prosc mounted)
- 4no Nexo LS18 Sub
- 4no Nexo ID24
- 3no Nexo 4x1 Amplifiers
- 1no Nexo 4x4 Amplifier
- 4 no Active DAD Touring MA Wedge monitors
- 4no Active DAD Fusion 12A Monitors with flying frames

Sound Desks

- Allen and Heath DLive S5000 with DM48 MixRack and 2 x DX186 Boxes
- Allen & Heath QU16

Additional Equipment

Please note that this additional equipment is available to hire from the venue. Please contact the Technical Manager for details of costs and availability.

- 1 x Mac Mini running QLab Pro 5 with 8 channel Focusrite Soundcard
- 12 x Sennheiser G3 100 Radio Mic systems (GB)
 - 9 x Bodypacks (+ spares)
 - 3 x Handhelds
- Various microphones
- Steinway Model D Grand Piano (Black)

Tie-Lines

- Permanent tie lines from DSL and DSR to rear of auditorium at control position
- Ethernet tie lines available from rear of auditorium to DSL and DSR

Playback

- Q Lab (Contact [Technical Team](#))

Communications

- Tec-Pro communications system from Prompt Corner
- 7 Headsets and belt packs
- ASL cue light system – Master station and 10 outstations
- Show relay to all dressing rooms and backstage areas inclusive of paging system

Supplementary Power for Sound

Located Prompt Corner

- 63A 3 Phase CEE Form
- 63A Single Phase CEE Form x 2
- 32A Single Phase CEE Form
- 16A Single Phase CEE Form x 2
- 13A Sockets x 8

Located Rear of Stalls

- 13A Single Phase

Masking

- Full soft black box
 - 7 x pairs serge legs, 5 x 9ft borders, 2 x 4ft Borders, 2 x pair full black tabs
- White Cyclorama
- White Sharktooth gauze

Staging

A thrust stage of either 2440mm or 1220mm is available on request. Please note there will be a charge for this facility.

Auditorium treads (x2) are available on request, these can be placed DSL, CS or DSR.

Seating must be removed for any event using a thrust and/or treads, please contact the [Technical Team](#) for information.

Stage Equipment

- 8 x 3m Lifec Quad Truss

Decks

- 8 x 4 Lite Deck 7
- 8 x 4 Aluminium deck 6
- 8 x 4 Steeldeck 4
- 8 x 2 Steeldeck 2
- 4x4 Steel Deck 1
- 2x4 Steel Deck 2
- Triangle Steel Deck 4

Decking Leg Heights

Steeldeck legs 1ft x 35

Steeldeck legs 18in' x 22

Steeldeck legs 2ft x 23

Steeldeck legs 2ft 18in x 41

Steeldeck legs 3ft x 35

Steeldeck legs 3ft 7in" (stage height) x 37

Dance Floor

4 x rolls 2 x15 meter reversible dance floor (black/grey)

Backstage Facilities

Please note that the backstage kitchen and green room areas are located on the first floor. There is a lift access via the Box Office on Commercial Street, to the Kitchen but must be discussed in advance with the [Technical Team](#).

Green Room Kitchen

- Room size 6m x 4.5m
- 1 x Sink & 1 x Hand wash station
- 1 x Microwave
- 1 x Kettle
- Large Fridge
- Large Freezer
- 1 x 32A 3ph supplies
- 2 x 16A Single Phase

Green Room

- Room size 5m x 5m
- Additional tables and chairs are available on request

Dressing Rooms

The theatre has 8 dressing rooms spread over 3 floors. Dressing Room 1 has en-suite facilities and there are additional showers and toilets on other levels.

Please contact the [Technical Team](#) to check availability.

Please note that the Victoria Theatre has a fully automated fire detection and alarm system with smoke and heat detectors in all backstage corridors and dressing rooms. WiFi is widely available around the theatre & backstage. Please ask for passwords.

Dressing	Approximate total floor	Occupancy at 2.00 m ²	Occupancy at 1.50 m ²	Occupancy at 1.00 m ²
----------	-------------------------	----------------------------------	----------------------------------	----------------------------------

Room	area m ²	per person	per person	per person
1	16	7	11	17
2	17	8	11	17
3	13.5	6	9	13
4	23.5	11	15	23
5	5	2	3	5
6	10	5	7	10
7	10	5	7	10
8	13.5	6	9	13
Green Room	22.5	11	15	22
Total occupants		62	86	132

Laundry & Wardrobe

A laundry and drying room is available with:

- 2 x Washing machines
- 2 x Dryers
- Irons and Ironing Boards

Please note these facilities are used by The Victoria Theatre staff as well as being available for visiting companies.

How to find us

What 3 Words

Loading Door – closet.prices.roses

Stage Door – trips.clubs.letter

Theatre Cafe – gained.chill.drums

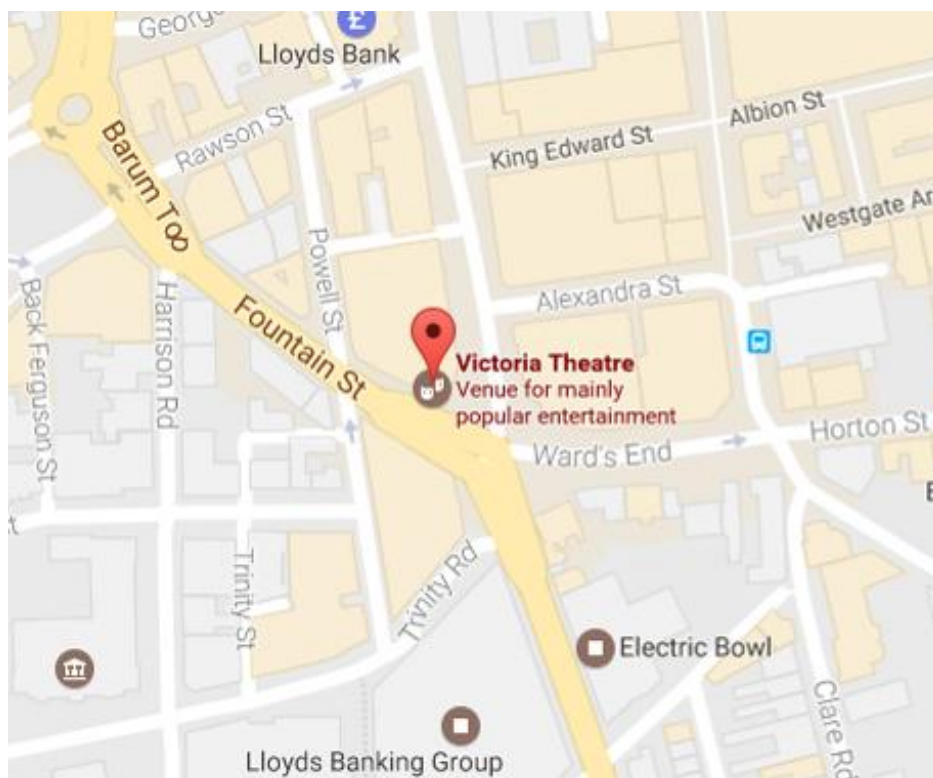
Box Office – weeks.eggs.linen

Parking

Parking in Halifax is largely pay and display and short stay. If you require parking facilities for loading and unloading, please speak to a member of the technical team at least 7 days in advance of your visit.

- 1) All personal vehicles must use local car parks between office hours. Between 2000 and 0800 parking is free on surrounding streets.
- 2) All trucks can normally park on Powell Street if parking has been prearranged. On some occasions vehicles may need to be moved to a nearby car park after unloading. This car park is 2 minutes drive (5 mins walk) from the theatre.
- 3) Sleeper coaches can park on Powell Street or Commercial Street if pre-arranged, as long as they park outside the theatre. The theatre cannot accept liability for fines or tickets received if coaches are parked anywhere else on Powell Street.

If you require any other information please contact the [Technical Team](#).

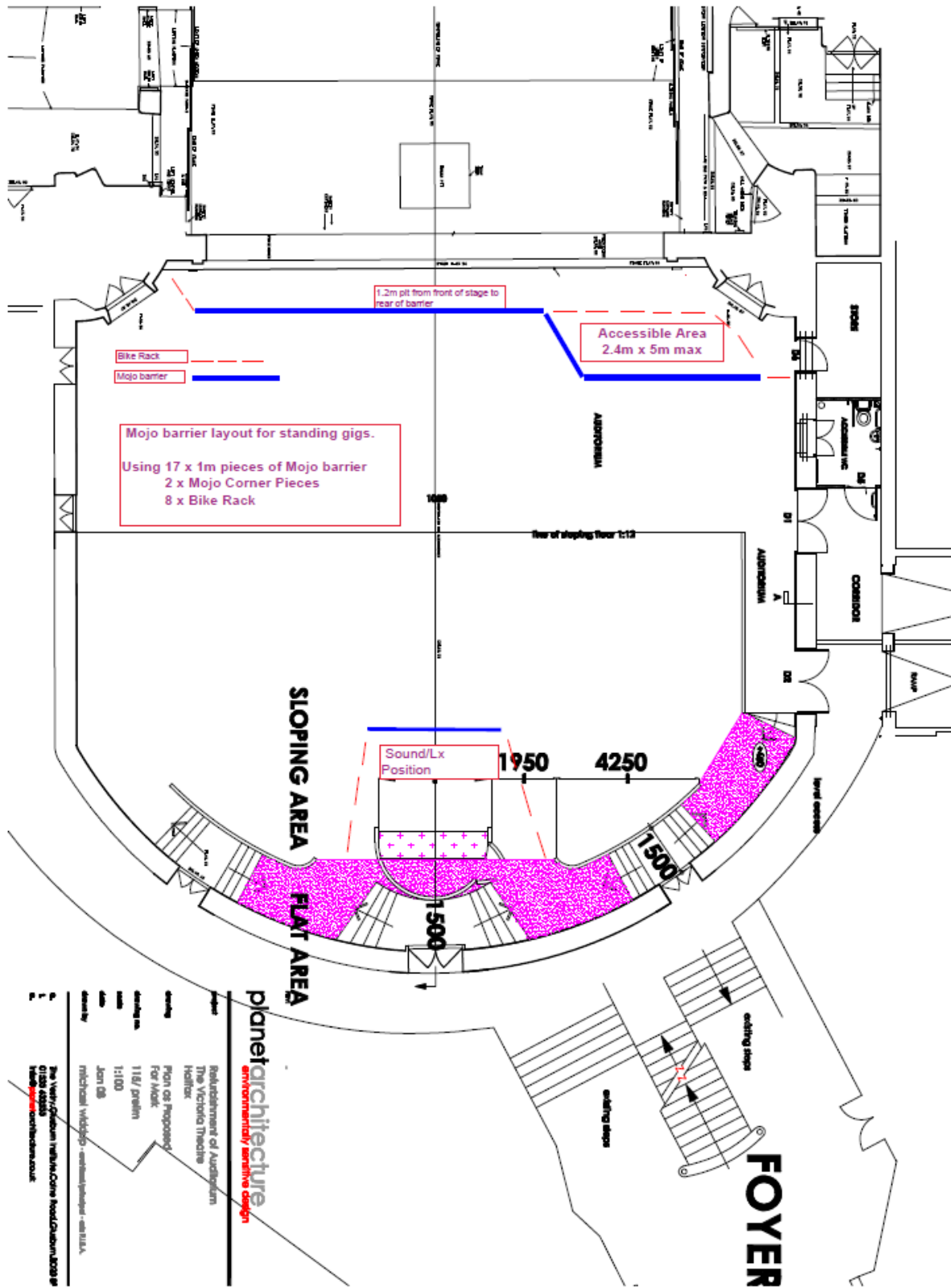


Appendix i – Hanging Plots – Blank / Standard Black Box

Bar	Distance from Iron (m)	Notes
1	0.25	
2	0.39	
3	0.54	
4	0.85	
5	1.31	
6	1.61	
7	1.92	
8	2.07	
9	2.3	
10	2.44	
11	2.6	
12	2.75	
13	2.91	
14	3.36	
15	3.52	
16	3.66	
17	3.82	
18	3.98	
19	4.13	
20	4.51	
21	4.66	
22	4.97	
23	5.58	
24	5.72	
25	5.88	
26	6.03	
27	6.18	
28	6.56	
29	6.72	
30	6.86	
31	7.02	
32	7.18	
33	7.33	
--	7.60	Back Wall

Bar	Distance from Iron (m)	Notes
1	0.25	House Header (Red Velvet)
2	0.39	House Tabs (Red Velvet, tied and flown)
3	0.54	Soft Black Legs
4	0.85	LX 1
5	1.31	Soft Black Legs
6	1.61	
7	1.92	Soft Black Border (4ft)
8	2.07	Soft Black Border (9ft)
9	2.3	Soft Black Legs
10	2.44	LX 2
11	2.6	
12	2.75	
13	2.91	Empty IWB
14	3.36	Soft Black Border (9ft)
15	3.52	Soft Black Legs
16	3.66	Mid Black Tabs (Projection Screen Masking)
17	3.82	
18	3.98	
19	4.13	LX3
20	4.51	Soft Black Border 9ft
21	4.66	Soft Black Legs
22	4.97	Empty IWB
23	5.58	Soft Black Border (9ft)
24	5.72	Soft Black Legs
25	5.88	LX4
26	6.03	
27	6.18	LX4a
28	6.56	Soft Black Border (9ft)
29	6.72	Soft Black Legs
30	6.86	
31	7.02	Star Cloth
32	7.18	Full Blacks
33	7.33	CYC
--	7.60	Back Wall

Crowd Control Barrier Layout for Standing Concerts (including Accessible area)

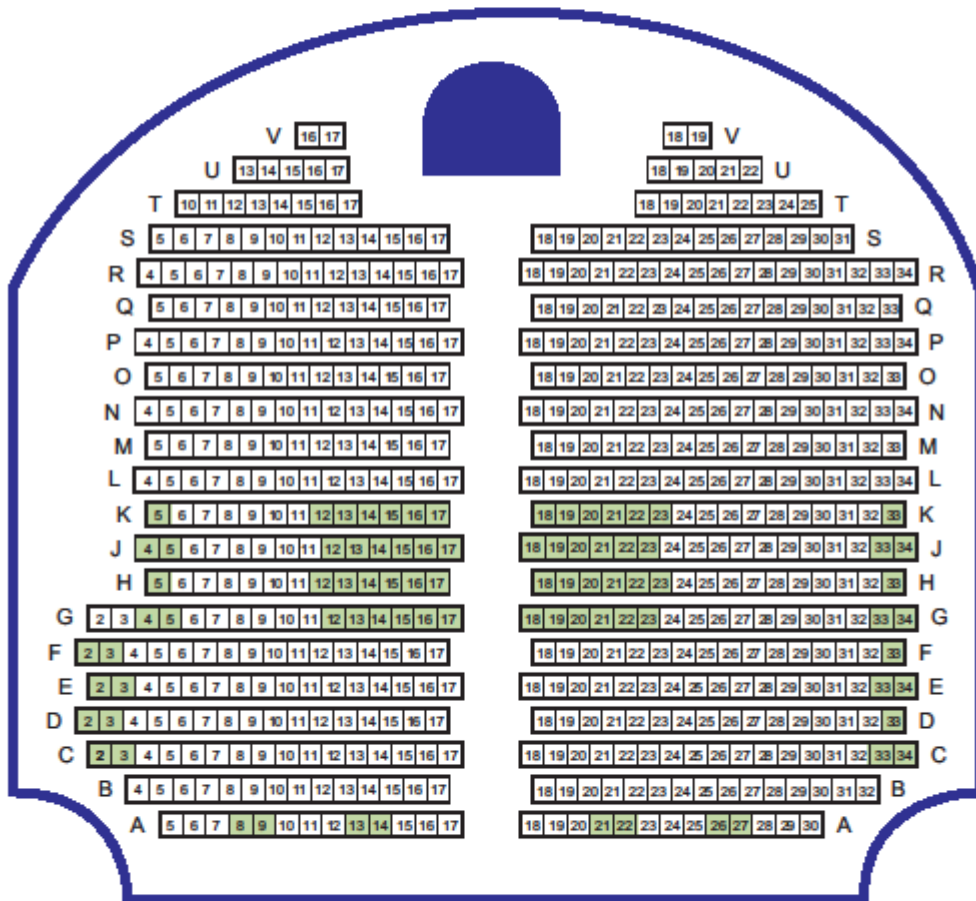


Appendix iii- Seating Layout

Stalls



Stalls Seating Plan



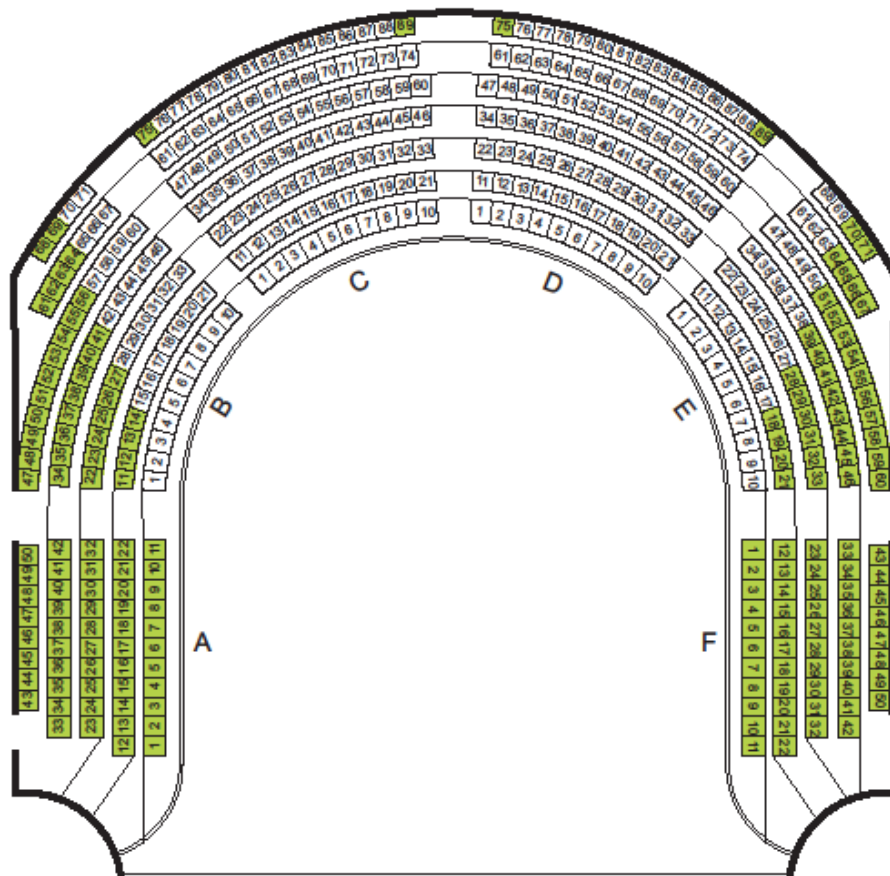
■ Wheelchair Access

16/07/2008

Circle

THE VICTORIA

THEATRE HALIFAX



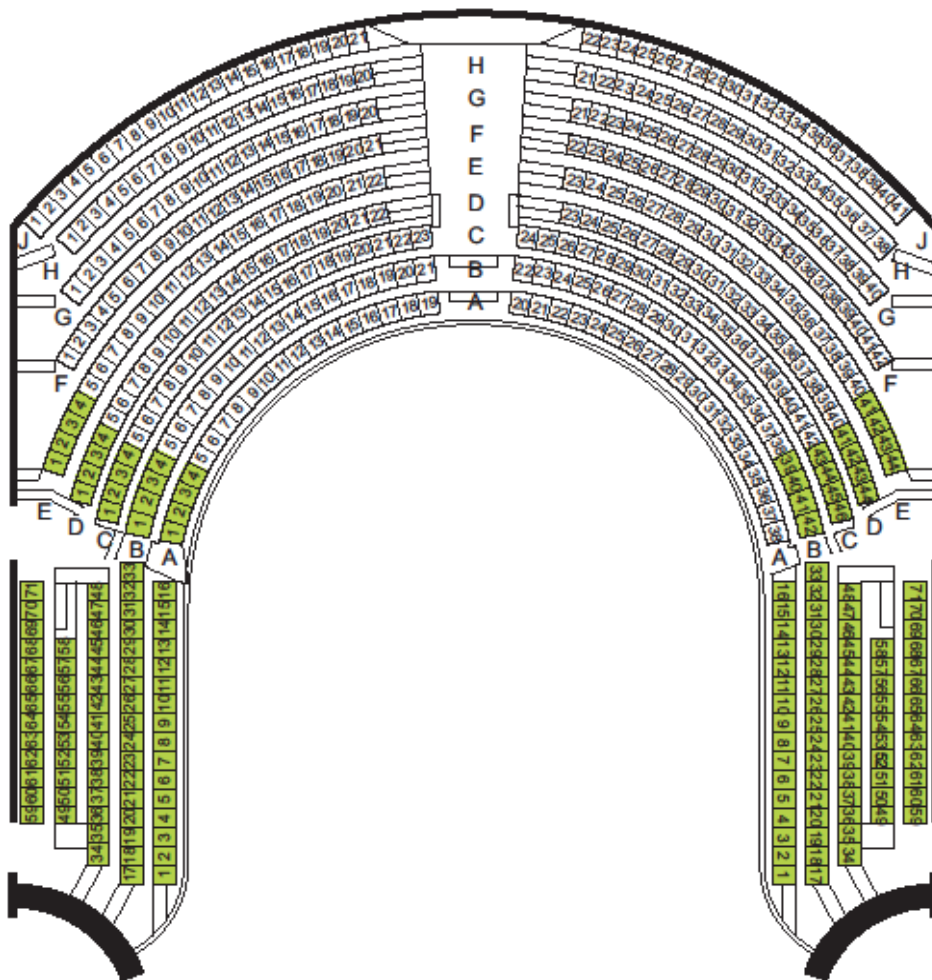
KEY:
Restricted View

CIRCLE

Balcony

THE VICTORIA

THEATRE HALIFAX



KEY:
 Restricted View

BALCONY